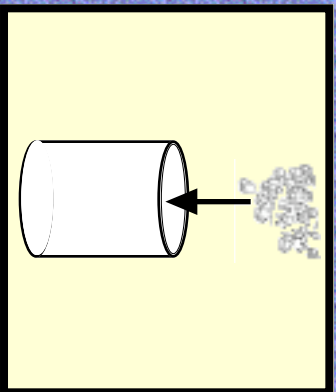



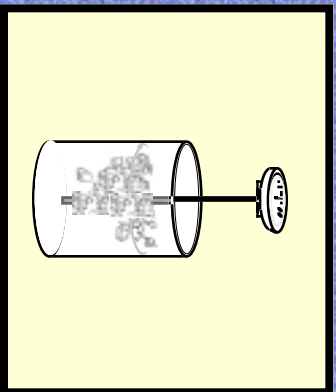
Using the Ice-Point Method to Calibrate a Thermometer 利用冰點法來校正溫度計




1. Fill a clean container with crushed ice.
在一個乾淨的容器內放滿碎冰。



2. Add clean cold tap water until the container is almost full.
在這容器內加入冷自來水。



3. Put the thermometer stem into the ice water so that the sensing area is completely submerged. Wait thirty seconds after the needle stops moving.
把溫度計的金屬柄插入冰水中；讓溫度計的指針停止轉動後，再等三十秒。



4. Hold the adjusting nut securely with a wrench, and rotate the thermometer head until the needle reads 32°F .
用扳手把溫度計的調整螺絲挾緊，把溫度計轉動，讓指針調至華氏 32 度。